

Two-Way PICV Assemblies



ANSI Class 250
Electronic Spring Return or Non-Spring Return Actuators

- Normally Open
- Field adjustable maximum flow
- 200 psi close-off with ANSI Class IV leakage









NO 1/2 to 3/4"			Spring Return Actuator		Non-Spring Return Actuator	
			Floating	0-10 V	Floating	0-10 V
2-Way Valve Body Part No.	Valve Size in.	Factory Preset Max. GPM	 SSD81.5U	 SSD61.5U	 SSD81U	 SSD61U
Normally Open						
	1/2	0.5	232-04310-0.5	233-04310-0.5	230-04310-0.5	231-04310-0.5
		1.0	232-04311-1	233-04311-1	230-04311-1	231-04311-1
		1.5	232-04311-1.5	233-04311-1.5	230-04311-1.5	231-04311-1.5
		2.0	232-04311-2	233-04311-2	230-04311-2	231-04311-2
		2.5	232-04311-2.5	233-04311-2.5	230-04311-2.5	231-04311-2.5
	3/4	1.0	232-04312-1	233-04312-1	230-04312-1	231-04312-1
		1.5	232-04312-1.5	233-04312-1.5	230-04312-1.5	231-04312-1.5
		2.0	232-04312-2	233-04312-2	230-04312-2	231-04312-2
		2.5	232-04312-2.5	233-04312-2.5	230-04312-2.5	231-04312-2.5
		3.0	232-04312-3	233-04312-3	230-04312-3	231-04312-3
		3.5	232-04312-3.5	233-04312-3.5	230-04312-3.5	231-04312-3.5
		4.0	232-04312-4	233-04312-4	230-04312-4	231-04312-4
		4.5	232-04312-4.5	233-04312-4.5	230-04312-4.5	231-04312-4.5
		5.0	232-04312-5	233-04312-5	230-04312-5	231-04312-5
5.5	232-04312-5.5	233-04312-5.5	230-04312-5.5	231-04312-5.5		

Table Notes:
Part numbers in red indicate complete assemblies.

A-16

Valves